

SuperLife workplace savings scheme

Australian Dividend ETF Fund

Fund update for the quarter ended 31 December 2017

This fund update was first made publicly available on 26 January 2018.

What is the purpose of this update?

This document tells you how the Australian Dividend ETF Fund has performed and what fees were charged. The document will help you to compare the fund with other funds. Smartshares Limited prepared this update in accordance with the Financial Markets Conduct Act 2013. This information is not audited and may be updated.


Description of this fund

The Australian Dividend Fund invests in the Smartshares Exchange Traded Funds' Australian Dividend Fund.

Total value of the fund:	\$536,569
Number of investors in the fund:	67
The date the fund started:	21 September 2015

What are the risks of investing?

Risk indicator for the Australian Dividend ETF Fund ¹



The risk indicator is rated from 1 (low) to 7 (high). The rating reflects how much the value of the fund's assets goes up and down. A higher risk generally means higher potential returns over time, but more ups and downs along the way.

To help you clarify your own attitude to risk, you can seek financial advice or work out your risk profile at www.sorted.org.nz/tools/investor-kickstarter.

Note that even the lowest category does not mean a risk-free investment, and there are other risks that are not captured by this rating.

This risk indicator is not a guarantee of a fund's future performance. The risk indicator is based on the returns data for 5 years to 31 December 2017. While risk indicators are usually relatively stable, they do shift from time to time. The risk indicator will continue to be updated in future fund updates.

Other specific risks

There are other risks that may increase the risk to returns for investors, which are not reflected in the risk indicator. These risks include underlying fund tracking risk. In particular, the fund invests in an exchange traded fund, which is designed to track the return on a specific index. Tracking difference may occur when the weighting of each of the financial products included in the index changes, and the fund that tracks the index is not able to exactly match that change. There is a risk that this may result in the fund achieving a return that is lower than the index being tracked by the fund.

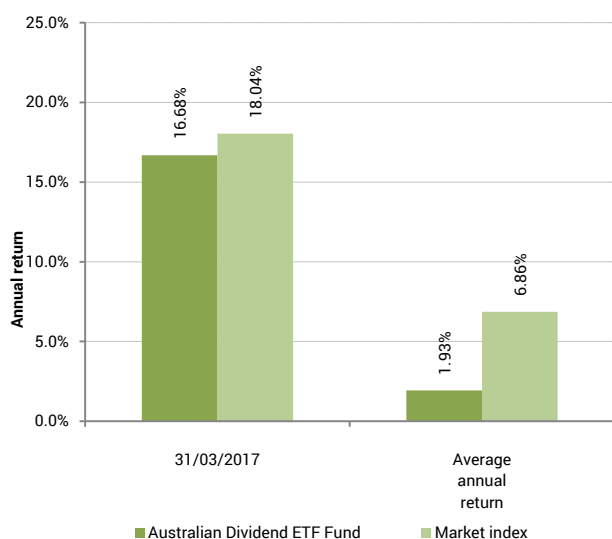
See the 'Other Information' document on the offer register at www.business.govt.nz/disclose for further information about the risks of investing in the SuperLife workplace savings scheme.

How has the fund performed?

	Past year
Annual return (after deductions for charges and tax)	12.11%
Annual return (after deductions for charges but before tax)	13.29%
Market index annual return (reflects no deduction for charges and tax)	15.43%

The market index annual return is based on the annual return of the S&P/ASX Dividend Opportunities Index (converted to the New Zealand dollar). Additional information about the market index is available in the 'Other Information' document on the offer register at www.business.govt.nz/disclose.

Annual return graph



This shows the return after fund charges and tax for each year ending 31 March since the fund started. The last bar shows the average annual return since the fund started, up to 31 December 2017.

Important: This does not tell you how the fund will perform in the future.

Returns in this update are after tax at the highest prescribed investor rate (PIR) of tax for an individual New Zealand resident. Your tax may be lower.

What fees are investors charged?

Investors in the Australian Dividend ETF Fund are charged fund charges. In the year to 31 March 2017 these were:

	% per annum of fund's net asset value
--	---------------------------------------

Total fund charges	0.44% ²
---------------------------	--------------------

Which are made up of:

Total management and administration charges	0.44% ²
--	--------------------

Including:

Manager's basic fee	0.22%
---------------------	-------

Other management and administration charges	0.22%
---	-------

Total performance-based fees	0.00%
-------------------------------------	-------

Other charges	Dollar amount per investor
---------------	----------------------------

Administration fee	\$26 per annum ³
--------------------	-----------------------------

Paper statements fee	\$18 per annum ⁴
----------------------	-----------------------------

Investors may also be charged individual action fees for specific actions or decisions (for example, for withdrawing money and transferring it to a KiwiSaver scheme other than the SuperLife KiwiSaver scheme). See the Product Disclosure Statement for the SuperLife workplace savings scheme for more information about those fees.

Small differences in fees and charges can have a big impact on your investment over the long term.

Example of how this applies to an investor

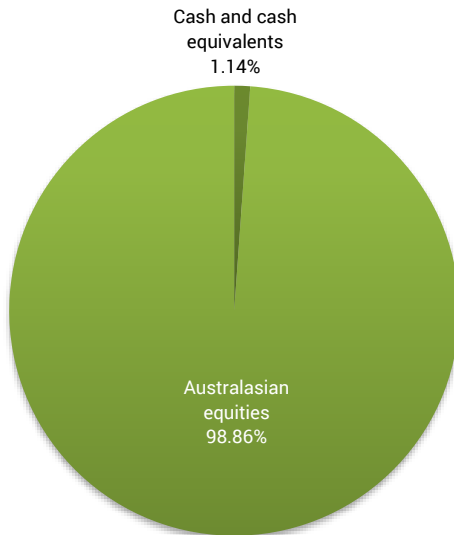
Jess had \$10,000 in the fund and did not make any further contributions. At the end of the year, Jess received a return after fund charges were deducted of \$1,211 (that is 12.11% of her initial \$10,000). Jess paid other charges of \$12 (Jess received statements and other SuperLife communications electronically and was not charged the paper statements fee). This gives Jess a total return after tax of \$1,199 for the year.



What does the fund invest in?

Actual investment mix

This shows the types of assets that the fund invests in.



Target investment mix

This shows the mix of assets that the fund generally intends to invest in.

Asset Category	Target asset mix
Cash and cash equivalents	-
New Zealand fixed interest	-
International fixed interest	-
Australasian equities	100.00%
International equities	-
Listed property	-
Unlisted property	-
Commodities	-
Other	-

Top ten investments

Name	% of fund's net asset value	Type	Country	Credit rating (if applicable)
Rio Tinto Ltd	11.27%	Australasian equities	Australia	
Wesfarmers Ltd	10.51%	Australasian equities	Australia	
Commonwealth Bank of Australia	8.17%	Australasian equities	Australia	
Westpac Banking Corp	7.14%	Australasian equities	Australia	
National Australia Bank Ltd	6.01%	Australasian equities	Australia	
Fortescue Metals Group Ltd	5.55%	Australasian equities	Australia	
Aurizon Holdings Ltd	5.10%	Australasian equities	Australia	
APA Group	3.61%	Australasian equities	Australia	
Boral Ltd	3.27%	Australasian equities	Australia	
Tabcorp Holdings Ltd	2.92%	Australasian equities	Australia	

The top 10 investments make up 63.55% of the fund's net asset value.



Currency hedging

The fund's foreign currency exposure is not hedged.

Key personnel

This shows the directors and employees who have the most influence on the investment decisions of the fund:

Name	Current position	Time in current position	Previous or other positions	Time in previous / other position
Paul James Baldwin	Director	1 year	Head of NZX Wealth Technologies - NZX	1 year and 5 months
Michael John Chamberlain	Head of SuperLife Funds Management - NZX	2 years and 11 months	Director - SuperLife	18 years and 6 months
Guy Roulston Elliffe	Director	2 years and 1 month	Corporate Governance Manager - ACC	2 years and 8 months
Mark John Peterson (new)	Director	2 months	Chief Executive Officer - NZX	1 year
Alister John Williams	Director	2 years and 1 month	Investment Manager - Trust Management	2 years and 11 months

Further information

You can also obtain this information, the Product Disclosure Statement for the SuperLife workplace savings scheme, and some additional information, from the offer register at www.business.govt.nz/disclose.

Notes

- 1 Market index returns (as well as actual returns) have been used to complete the risk indicator, as the fund has not been in existence for 5 years. As a result, the risk indicator may provide a less reliable indicator of the potential future volatility of the fund. The risk indicator for the fund uses 2 years and 9 months of market index returns.
- 2 On 9 November 2016, the total management and administration charges changed to 0.49% per annum. As a result, the total fund charges will be different in the year to 31 March 2018.
- 3 On 9 November 2016, the administration fee changed to \$12 per annum. As a result, the amount set out in the fees table is made up of 4 months of \$1 per month (when the administration fee was \$12 per annum) and 8 months of \$2.75 per month (when the administration fee was \$33 per annum).
- 4 You will only be charged this fee if you choose to receive statements and other SuperLife communications in paper form.